



**FRESENIUS
MEDICAL CARE**



P R O F I L E

OUR VISION

**CREATING
A FUTURE
WORTH
LIVING.
FOR PATIENTS.
WORLDWIDE.
EVERY DAY.**

WHO WE ARE

Fresenius Medical Care is the world's leading provider of products and services for individuals with renal diseases of which around 3.8 million patients worldwide regularly undergo dialysis treatment. We care for more than 345,000 dialysis patients around the world. Their well-being always comes first. Since Fresenius Medical Care was founded in 1996, our aim has been to improve our patients' quality of life by offering them high-quality products as well as innovative technologies and therapies.

WHAT WE DO

With around 123,000 employees today, we intend to grow further and continue to use our experience, innovative research and value-based care approach to provide the best possible care for our patients. 2021 and the COVID-19 pandemic reminded us once again of the vulnerable patient population we serve and also showed the commitment of our employees to our patients.

AT A GLANCE

No 1
AMONG ALL DIALYSIS PROVIDERS



345,425

PATIENTS

SINCE
1996
WITH CORPORATE HEADQUARTERS IN BAD HOMBURG, GERMANY

105

ENVIRONMENTAL INITIATIVES REPORTED AT OUR PRODUCTION SITES



122,909

EMPLOYEES

78%
OF OUR PATIENTS WOULD HIGHLY RECOMMEND OUR SERVICES



PRODUCTS IN AROUND

150

COUNTRIES

71%
OF OUR EMPLOYEES FEEL A SENSE OF BELONGING AT WORK

€17.62
BN REVENUE

42
PRODUCTION SITES



We are at our best when we work as one company with our shared purpose to create a future worth living for our patients, worldwide, every day. Together, we can demonstrate what health care can accomplish.”

RICE POWELL
CEO AND CHAIRMAN OF THE MANAGEMENT BOARD



KIDNEY FAILURE



CHRONIC KIDNEY FAILURE

is the permanent failure of the kidney resulting from a slow and progressive loss of renal function over several years. Patients with chronic kidney failure have to regularly undergo dialysis treatment, either in a dialysis center or at home.



ACUTE KIDNEY FAILURE

is the acute loss of renal function. Patients with acute kidney failure are treated in an intensive care unit over the course of several days, usually 24 hours a day. After a while, the kidneys generally regain their function to such an extent that acute dialysis is no longer required.

CAUSES

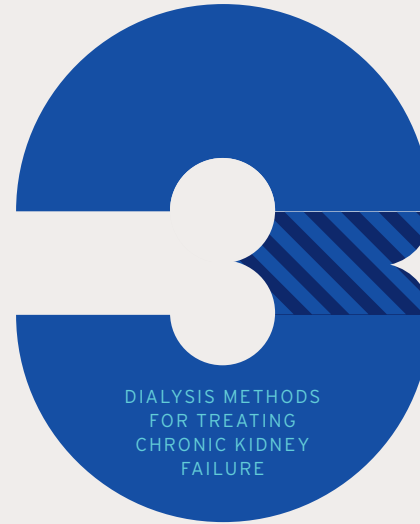
- Diabetes
- High blood pressure
- Various forms of infections

AROUND
3.8
MILLION
PEOPLE WORLDWIDE
DEPEND ON DIALYSIS
TREATMENT



DIALYSIS

is a life-saving blood cleansing procedure that substitutes the function of the kidney in case of renal failure.



1

IN-CENTER DIALYSIS

A treatment method in which the patient's blood flows through plastic bloodlines into a special filter, the dialyzer. In the dialyzer, waste products from metabolic processes and excess water are removed from the blood and transported away in the dialysate. Afterwards, the purified blood is returned to the patient's body.

2

HOME HEMODIALYSIS

For some dialysis patients, this treatment method presents a viable alternative to in-center dialysis. Studies have shown that patients perceive significant benefits when dialyzing at home.

3

PERITONEAL DIALYSIS

A treatment method that uses the patient's peritoneum, i.e. the lining covering the inner wall of the abdominal cavity and the abdominal organs, as the dialyzing membrane.

85%
OF DIALYSIS
TREATMENTS
IN THE U.S.
PERFORMED
IN-CENTER



15%
OF DIALYSIS
TREATMENTS
IN THE U.S.
PERFORMED
AT HOME

OUR PORTFOLIO



HEALTH CARE SERVICES

- End-Stage Renal Disease-related treatments
- End-Stage Renal Disease-related laboratory testing services
- Acute dialysis services
- Value and risk-based care programs
- Pharmacy services
- Vascular, cardiovascular and endovascular specialty services as well as ambulatory surgery center services
- Physician nephrology and cardiology services
- Ambulant treatment services

4,171

DIALYSIS CENTERS IN AROUND 50 COUNTRIES



HEALTH CARE PRODUCTS

- Hemodialysis machines and peritoneal dialysis cyclers
- Dialyzers
- Peritoneal dialysis solutions
- Hemodialysis concentrates, solutions, and granulates
- Bloodlines
- Renal pharmaceuticals
- Systems for water treatment
- Other equipment and medical devices
- Acute cardiopulmonary products
- Apheresis products

WE ARE THE CLEAR MARKET LEADER IN THE PRODUCTION OF HEMODIALYSIS MACHINES

MORE THAN

1.61



MILLION DIALYZERS PRODUCED IN 2021

2,022

IMPROVEMENTS MADE TO OUR DIALYSIS MACHINES, DIALYZERS, AND SOLUTION PRODUCTS

AROUND

53

MILLION DIALYSIS TREATMENTS IN 2021

REVENUE
in € BN



Change
+2%
at constant
currency

NET INCOME¹
in € BN



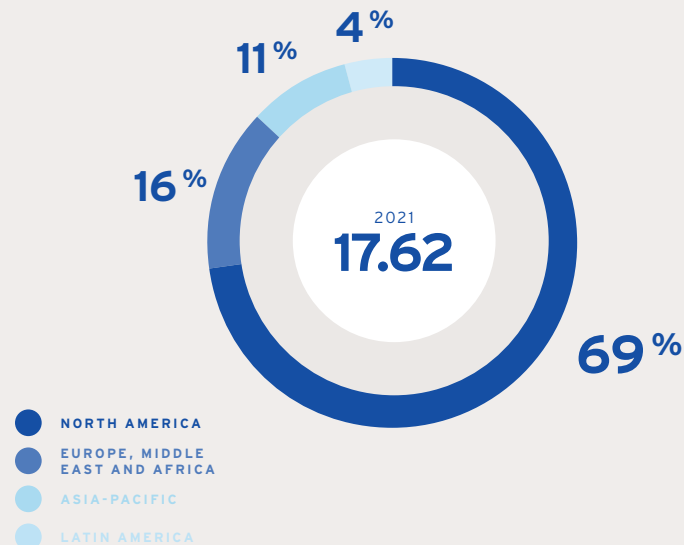
Change
-14%
at constant
currency

NET INCOME¹
excl. special items²
in € BN



Change
-23%
at constant
currency

REVENUE
in € BN



- NORTH AMERICA
- EUROPE, MIDDLE EAST AND AFRICA
- ASIA-PACIFIC
- LATIN AMERICA

SELECTED KEY FIGURES

in € BN, except where otherwise specified

	2021	2020	Change
Operating income	1.85	2.30	(17%) cc
Operating income excl. special items ²	1.92	2.50	(21%) cc
Basic earnings per share in €	3.31	3.96	(14%) cc
Basic earnings per share excl. special items ² in €	3.48	4.62	(23%) cc
Net cash provided by (used in) operating activities	2.49	4.23	70%
Free cash flow ³	1.66	3.20	(48%)
Capital expenditures, net	(0.83)	(1.04)	(25%)
Acquisitions and investments excl. investments in debt securities	(0.43)	(0.26)	68%
Operating income margin excl. special items ² in %	10.9	14.0	
Return on invested capital (ROIC) ⁴ in %	4.9	5.8	
Net leverage ratio ⁴	3.3	2.7	
Equity ratio (equity/total assets) ⁵ in %	40.7	38.9	

cc = at constant currency

¹ Net income attributable to shareholders of Fresenius Medical Care AG & Co. KGaA

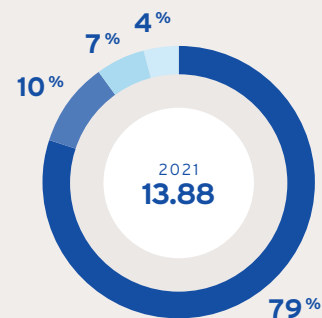
² 2021: costs related to the FME25 program; 2020: impairment of goodwill and trade names in the Latin America segment

³ Net cash provided by (used in) operating activities after capital expenditures, before acquisitions, investments, and dividends

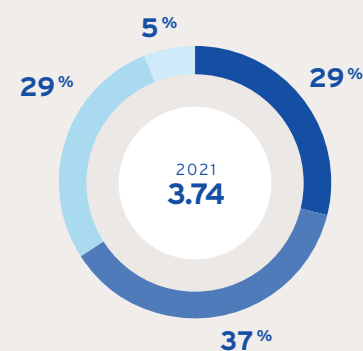
⁴ See calculation in form 20-F 2021, chapter "operating and financial review and prospects", section "financial position"

⁵ As of December 31 of the respective year

thereof
HEALTH CARE SERVICES
in € BN



thereof
HEALTH CARE PRODUCTS
in € BN



OUR REGIONS

- Average annual growth rate of dialysis patients (2022-2025) based on company data, estimates, and assumptions regarding further development of the global COVID-19 pandemic
- ⊙ Company headquarters and regional headquarters
- Regional headquarters

NORTH AMERICA 2021

Revenue	€12.1 BN
Health care services	€11.0 BN
Health care products	€1.1 BN
Employees¹	60,782
Patients	209,291
Treatments	32 M
Dialysis centers	2,695

+ 3 - 4%

EUROPE, MIDDLE EAST AND AFRICA 2021

Revenue	€2.8 BN
Health care services	€1.4 BN
Health care products	€1.4 BN
Employees¹	20,156
Patients	65,599
Treatments	10 M
Dialysis centers	821

WALTHAM
U.S.

BAD HOMBURG
DE

+ 2 - 3%

HONG KONG
CN

+ 7 - 8%

LATIN AMERICA 2021

Revenue	€0.7 BN
Health care services	€0.5 BN
Health care products	€0.2 BN
Employees¹	11,652
Patients	36,775
Treatments	6 M
Dialysis centers	250

+ 3 - 5%

RIO DE JANEIRO
BR

ASIA-PACIFIC 2021

Revenue	€2.0 BN
Health care services	€1.0 BN
Health care products	€1.0 BN
Employees¹	11,766
Patients	33,760
Treatments	5 M
Dialysis centers	405

¹ Full-time equivalents

DIVIDEND PER SHARE IN €



¹ Planned proposal to be approved by the Annual General Meeting on May 12, 2022

SHARE PRICE PERFORMANCE 2021

IN €



— Fresenius Medical Care share
Source: Bloomberg data

BASIC SHARE DATA

Ticker symbols

Frankfurt Stock Exchange/Prime Standard	FME
New York Stock Exchange (NYSE)	FMS
Reuters: XETRA/ADR NYSE	FMEG.DE/FMS.N
Bloomberg: XETRA/ADR NYSE	FME GY/FMS US

Security identification codes

WKN	578580
ISIN	DE0005785802
CUSIP No. (NYSE)	358029106

FINANCIAL CALENDAR 2022

Subject to change



IMPRINT

PUBLISHED BY

Fresenius Medical Care AG & Co. KGaA

EDITORIAL OFFICE

Corporate Communications

CONCEPT AND DESIGN

MPM Corporate Communication Solutions, Mainz
www.mpm.de

PICTURE CREDITS

Fresenius Medical Care: page 6-7, 8
Katrin Binner: page 5
Matthias Haslauer: title, page 4, 8
Matthias Ziegler: title, page 9



FRESENIUS MEDICAL CARE AG & CO. KGAA

Else-Kroener-Str. 1

61352 Bad Homburg v. d. H.

Germany

www.freseniusmedicalcare.com



[fmc_ag](#)



[freseniusmedicalcare.corporate](#)



[freseniusmedicalcare](#)



FIND OUT MORE:

www.factsandfigures.freseniusmedicalcare.com

